


**WASTEWATER AND SOLID WASTE  
IN CHILD CARE CENTERS**  
What Goes In, Must Go Out.  
Rules .2829 and .2830



ROB PEARSALL  
ENVIRONMENTAL HEALTH REGIONAL SPECIALIST  
(910)-624-1835  
[ROBERT.PEARSALL@DHHS.NC.GOV](mailto:ROBERT.PEARSALL@DHHS.NC.GOV)

---

---

---

---

---

---

---

---

15 NCAC 18A .2829

- **15A NCAC 18A .2829 WASTEWATER**  
In child care centers, all wastewater shall be disposed of in a publicly-owned wastewater treatment system or by an **approved properly operating on-site wastewater system** under 15A NCAC 18A .1900. Septic systems shall be **sized to accommodate anticipated children and staff for all shifts.**

---

---

---

---

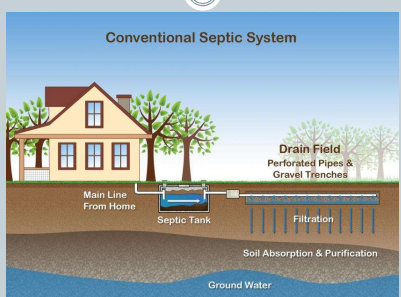
---

---

---

---

Basic Septic System



Conventional Septic System

Main Line From Home

Septic Tank

Filtration

Drain Field  
Perforated Pipes &  
Gravel Trenches

Soil Absorption & Purification

Ground Water

---

---

---

---

---

---

---

---

Basic Wastewater Considerations

---

- Community System or On-site (.1900 rules)
- Type of system - Permit
- Mechanical and monitoring records
- Check records for compliance
- Determine if there have been previous failures or repairs
- System Sizing

---

---

---

---

---

---

---

---

Basic Considerations (cont.)

---

- What is the season
- Have there been any building additions, renovations or change of use
- When during the inspection, do you check the drain field area
- Are there any leaking faucets, hung toilets
- Centers located in basements
- **If you are unsure consult with the on-site staff or regional specialist**

---

---

---

---

---

---

---

---

Building Renovations and Change of Use

---

- Home to a residential child care home
- Does the center plan to increase enrollment
- What is on their menu
- Do other groups or organizations use the facility

---

---

---

---

---

---

---

---

Child care center in a basement – any concerns?



---

---

---

---

---

---

---

---

What is behind the paneling or carpet?



---

---

---

---


---

---

---

---

**Masonry Wall – Black Mold**



---

---

---

---

---

---

---

---

### Septic System Controls

Pumps or other mechanical devices should be fenced off or inaccessible if located on the playground area.

Do you see a problem?



---

---

---

---

---


---

---

---

### Exterior Play Structures

Do you have any concerns? What should you be looking for?



---

---

---

---

---

---

---

---

### Failure Near Outdoor Learning Environment



---

---

---

---

---

---

---

---

### Temporary Control



---

---

---

---

---

---

---

---

### Look both in and around the play area



---

---

---

---

---

---

---

---

### Gardens Over Septic Drainfields

Do you have any concerns? What should you be looking for?



---

---

---

---

---

---

---

---

### Buildings and Parking

Do you have any concerns?



---

---

---

---

---

---

---

---

### Septic Problems



---

---

---

---

---

---

---

---

**Solid Wastes**  
Remove food scraps and other waste materials materials daily



**.2830 – plastic – lined, cleanable, covered containers**

---

---

---

---

---

---

---

---

**Exterior Garbage - .2830(c, d)**



---

---

---

---

---

---


---

---

Need to eliminate standing water – mosquito control

Air breaker on the faucets to prevent back siphonage.

Cleaning facilities (>13 children), threaded nozzle and water of at least 80 F – drained to an approved system.



**Can Wash Pad**  
Does this meet the requirements of .2830(b)?

---

---

---


---

---

---

---

---



---

---

---

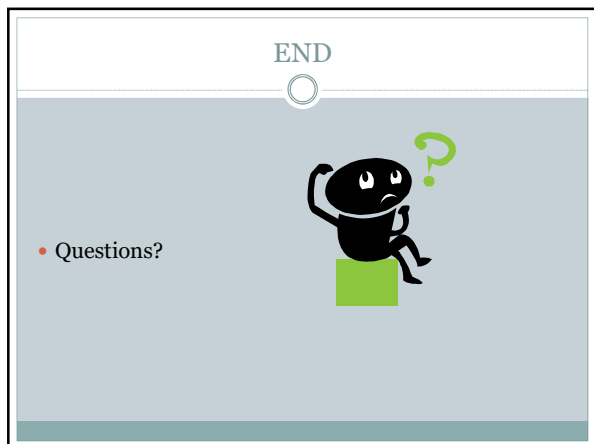
---

---

---

---

---



---

---

---

---

---

---

---

---